



Measurement example

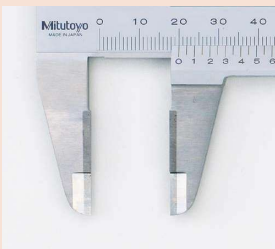


Round depth bar type



530-102


Carbide-tipped jaws for outside measurement



530-320

Vernier Caliper  
SERIES 530 — Standard Model

- This is a standard analog caliper. It can measure the outside, inside, depth, and step.
- The small Vernier face angle (14°) provides easy reading.
- Carbide-tipped jaw calipers are optimal for rough finished parts, castings, grinding stones, etc.



530-101

SPECIFICATIONS

Metric						
Code No.	Range (mm)	Graduation (mm)	Maximum permissible error (mm)*		Depth bar	Remarks
			<i>E</i> <sub>MPE</sub>	<i>S</i> <sub>MPE</sub>		
530-101	0 - 150	0.05	±0.05	±0.07	Blade	—
530-122		0.02	±0.03	±0.05		High accuracy model
530-108	0 - 200	0.05	±0.05	±0.07		—
530-123		0.02	±0.03	±0.05		High accuracy model
530-109	0 - 300	0.05	±0.08	±0.10		—
530-124		0.02	±0.04	±0.06		High accuracy model

Code No.	Range (mm)	Graduation (mm)	Maximum permissible error (mm)*		Depth bar	Remarks	
			<i>E</i> <sub>MPE</sub>	<i>S</i> <sub>MPE</sub>			
530-100	0 - 100	0.05	±0.05	±0.07	ø1.9 mm rod	—	
530-102	0 - 150				Blade	Carbide-tipped jaws for outside measurement Carbide-tipped jaws for outside and inside measurement	—
530-320							Carbide-tipped jaws for outside measurement Carbide-tipped jaws for outside measurement
530-335	0 - 200				Blade	Carbide-tipped jaws for outside measurement Carbide-tipped jaws for outside measurement	
530-321							±0.08
530-322	0 - 300				±0.10	±0.12	
530-501		0 - 600	±0.15	±0.17			—
530-502	0 - 1000	—	—	—	—		

Metric/Inch						
Code No.	Range	Graduation	Maximum permissible error		Depth bar	Remarks
			<i>E</i> <sub>MPE</sub>	<i>S</i> <sub>MPE</sub>		
530-104	0 - 150 mm/ 0 - 6 in	0.05 mm (1/128 in)	±0.05 mm/ ±0.5/128 in	±0.07 mm/ ±0.5/128 in	Blade	—
530-316						High accuracy model: ±0.03 mm
530-312		0.02 mm (0.001 in)	±0.03 mm/ ±0.001 in	±0.05 mm/ ±0.002 in		
530-114	0 - 200 mm/ 0 - 8 in	0.05 mm (1/128 in)	±0.05 mm/ ±0.5/128 in	±0.07 mm/ ±0.5/128 in		—
530-118						0.02 mm (0.001 in)
530-115	0 - 300 mm/ 0 - 12 in	0.05 mm (1/128 in)	±0.08 mm/ ±0.5/128 in	±0.10 mm/ ±0.5/128 in		—
530-119					0.02 mm (0.001 in)	±0.04 mm/ ±0.0015 in

Inch						
Code No.	Range (in)	Graduation (in)	Maximum permissible error (in)		Depth bar	Remarks
			<i>E</i> <sub>MPE</sub>	<i>S</i> <sub>MPE</sub>		
530-105	0 - 6	0.001 (1/128)	±0.001/±0.5/128	±0.002/±0.5/128	Blade	—
530-116	0 - 8					

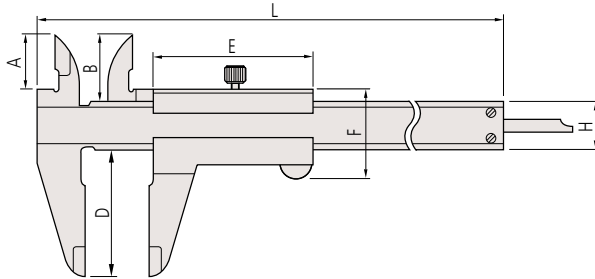
\* The Partial Surface Contact Error (*E*<sub>MPE</sub>) and Shift Error (*S*<sub>MPE</sub>) are terms defined by ISO 13385-1:2019.

# Calipers

## Vernier Caliper SERIES 530 — Standard Model

### DIMENSIONS

Unit: mm



Range (mm)	A	B	D	E	F	H	L	Outside jaw thickness
0 - 100	17	21.5	40	53.5	30	16	182	3
0 - 150							229	
0 - 200							288	
0 - 300	22	27.5	64	66.5	36	20	404	3.8
0 - 600	38	47	90	89	50	25	780	6
0 - 1000	50	60	130	111	61	32	1240	8

Note: **530-100** and **530-102** incorporate a round depth bar ( $\varnothing 1.9$  mm).  
The depth bar shown in the illustration above is a different type.