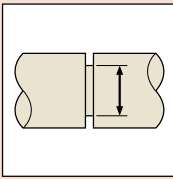


ABSOLUTE™

Applicable models: series 573



Measurement example



Optional Accessories (for series 573)

Order No.	Type	Description
05CZA624	A	Connecting cables for IT/DP/MUX (1 m)
05CZA625	A	Connecting cables for IT/DP/MUX (2 m)
06AFM380A	A	USB Input Tool Direct (2 m)
02AZD790A	A	Connecting cables for U-WAVE-T (160 mm)
02AZE140A	A	Connecting cables for U-WAVE-T For foot switch
264-620	IP67	U-WAVE-TC
264-621	Buzzer	U-WAVE-TC
264-624	IP67	U- WAVE-TCB Transmitter
264-625	Buzzer	U- WAVE-TCB Transmitter
02AZF310	IP67	Connecting unit for U-WAVE-TC/TCB

Blade Type Caliper  
SERIES 573, 536 — ABSOLUTE Digimatic and vernier types

- The thin blade-type jaws fit into very small grooves.
- The outside measuring faces are carbide tipped.
- Allows step measurement.
- Digimatic models are IP67 Absolute type. Slider action is smooth, firm and comfortable.



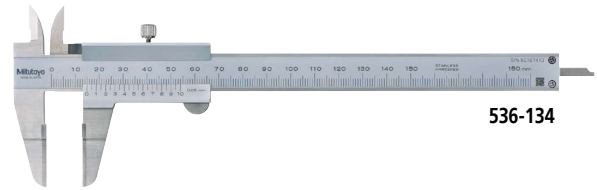
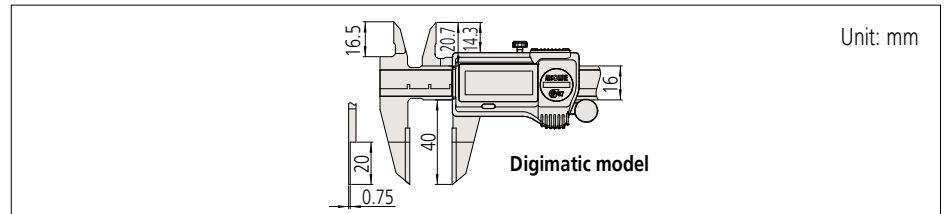
SPECIFICATIONS

Metric		Digimatic model		
Order No.	Range (mm)	Resolution (mm)	Maximum permissible error (mm)*2	
			EMPE	SMPE
573-634-20	0 - 150	0.01	±0.02	±0.04
573-635-20*1	0 - 150		±0.02	±0.04

Inch / Metric		Digimatic model		
Order No.	Range	Resolution	Maximum permissible error*2	
			EMPE	SMPE
573-734-20	0 - 6 in/0 - 150 mm	0.0005 in/0.01 mm	±0.001 in/±0.02 mm	±0.002 in/±0.04 mm

- Dust/Water protection level: IP67 (IEC 60529)\*3
- Battery: SR44 (1 pc.), 938882, for initial operational checks (standard accessory)
- Battery life: Approx. 5 years under normal use
- Scale type: ABSOLUTE electromagnetic induction linear encoder
- Max. response speed: Unlimited
- \*1 Without thumb roller
- \*2 Partial Surface Contact Error, EMPE and Shift Error, SMPE are terms (notations) used in ISO 13385-1:2019.
- \*3 Rustproofing shall be applied after use if caliper was in contact with coolant.

DIMENSIONS



SPECIFICATIONS

Metric		Analog model		
Order No.	Range (mm)	Graduation (mm)	Maximum permissible error (mm)*	
			EMPE	SMPE
536-134	0 - 150	0.05	±0.05	±0.07
536-135	0 - 200		±0.05	±0.07
536-136	0 - 300		±0.08	±0.10

\* Partial Surface Contact Error, EMPE and Shift Error, SMPE are terms (notations) used in ISO 13385-1:2019.

DIMENSIONS

