




## Vernier Caliper SERIES 530 — Standard model

### Measurement example



### Round depth bar type




530-102

### Carbide-tipped jaws for outside measurement



530-320

- Stepped graduation face prevents dust ingress between the main scale and slider.
- The small vernier face angle (14°) provides easy reading.
- Can measure steps, since the end faces of the beam and slider are the zero reference point (measuring face). Standard calipers allow four types of measurement, i.e. outside, inside, depth, and step.
- Carbide-tipped jaw calipers are optimal for rough finished parts, castings, grinding stones, etc.



530-101

## SPECIFICATIONS

Metric					
Order No.	Range (mm)	Maximum permissible error (mm)*1 • EMPE (outside measurement) • SMPE (inside measurement)	Depth bar	Graduation (mm)	Remarks
530-101	0 - 150	±0.05	Blade	0.05	—
530-122	0 - 150	±0.03		0.02	High accuracy model
530-108	0 - 200	±0.05		0.05	—
530-123	0 - 200	±0.03		0.02	High accuracy model
530-109	0 - 300	±0.08		0.05	—
530-124	0 - 300	±0.04		0.02	High accuracy model

Order No.	Range (mm)	Maximum permissible error (mm)*2		Depth bar	Graduation (mm)	Remarks
		EMPE	SMPE			
530-100	0 - 100	±0.05	±0.07	∅1.9 mm rod	0.05	—
530-102	0 - 100	±0.05	±0.07			—
530-320	0 - 150	±0.05	±0.07	Blade	0.05	Carbide-tipped jaws for outside measurement
530-335		±0.05	±0.07			Carbide-tipped jaws for outside and inside measurement
530-321	0 - 200	±0.05	±0.07			Carbide-tipped jaws for outside measurement
530-322	0 - 300	±0.08	±0.10			Carbide-tipped jaws for outside measurement
530-501	0 - 600	±0.10	±0.12	—		—
530-502	0 - 1000	±0.15	±0.17	—		—

Metric/Inch with metric/inch double scale						
Order No.	Range	Maximum permissible error		Depth bar	Graduation	Remarks
		EMPE	SMPE			
530-104	0 - 150 mm / 0 - 6 in	±0.05 mm / ±0.5/128 in	±0.07 mm / ±0.5/128 in	Blade	0.05 mm (1/128 in)	Clamping screw below the slider
530-316					0.02 mm (0.001 in)	High accuracy model: ±0.03 mm
530-312					0.05 mm (1/128 in)	—
530-114	0 - 200 mm / 0 - 8 in		0.02 mm (0.001 in)		High accuracy model: ±0.03 mm	
530-118			0.05 mm (1/128 in)		—	
530-115	0 - 300 mm / 0 - 12 in	±0.08 mm / ±0.5/128 in	±0.010 mm / ±0.5/128 in			0.02 mm (0.001 in)

Inch with inch/inch double scale						
Order No.	Range (in)	Maximum permissible error (in)		Depth bar	Graduation (in)	Remarks
		EMPE	SMPE			
530-105	0 - 6	±0.5/128	±0.5/128	Blade	0.001	—
530-116	0 - 8	±0.5/128	±0.5/128			

\*1 Partial Measuring Face Contact Error, EMPE and Shift Error, SMPE are terms (notations) used in JIS B 7507: 2016, revised based on ISO 13385-1: 2011. Refer to page D-45 for details.

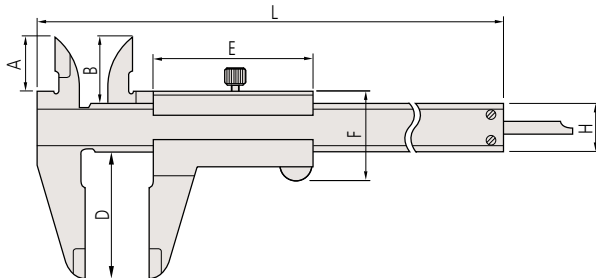
\*2 Partial Surface Contact Error, EMPE and Shift Error, SMPE are terms (notations) used in ISO 13385-1:2019.

# Calipers

## Vernier Caliper SERIES 530 — Standard model

### DIMENSIONS

Unit: mm



Range (mm)	A	B	D	E	F	H	L	Outside jaw thickness
0 - 100	17	21.5	40	53.5	30	16	182	3
0 - 150	17	21.5	40	53.5	30	16	229	3
0 - 200	20.5	25	50	53.5	30	16	288	3
0 - 300	22	27.5	64	66.5	36	20	404	3.8
0 - 600	38	47	90	89	50	25	780	6
0 - 1000	50	60	130	111	61	32	1240	8

Note: **530-100** and **530-102** incorporate a round depth bar ( $\varnothing 1.9$  mm).  
The depth bar shown in the illustration above is a different type.