




SERIES 1 — Compact Type, Extra Small Diameter

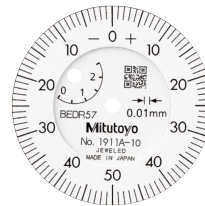
- Compact dial indicators with bezel diameters of 31 or 36 mm for restricted-space applications in gaging jigs.



1911A-10



Balanced scale



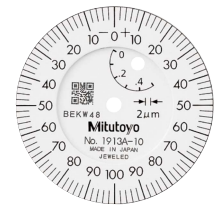
Graduation: 0.01 mm,
Measuring range: 2.5 mm

1911A-10

Jeweled bearing




Balanced scale



Graduation: 0.02 mm,
Measuring range: 0.5 mm

1913A-10

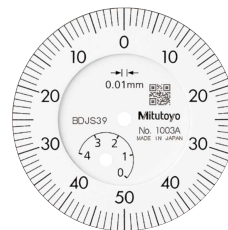
Jeweled bearing



1003A



Balanced scale



Graduation: 0.01 mm,
Measuring range: 4 mm

1003A

Dial Indicators



DIMENSIONS

ISO/JIS Type

ANSI/AGD Type

1911A-10/1913A-10

1003A

1921A-10/1923A-10/1925A-10

Unit: mm Unit: in

Unit: mm

Order No.	A	B	C	D	E	F	G	H	I	Mass (g)	
										w/lug	Flat-back
1911A-10	15.5	42	31	13.6	19.4	15.1	11.5	30	6	55	51
1913A-10	15.5	39.5	31	13.6	19.4	15.1	8.9	30	6	55	51
1003A	18	40.3	36	13.5	15	9.5	12.8	32	6	51	48

Unit: in

Order No.	A	B	C	D	E	F	G	H	I	Mass (g)	
										w/lug	Flat-back
1921A-10	0.61	1.58	1.22	0.52	3/4	0.59	0.37	1.18	0.27	55	51
1923A-10	0.61	1.51	1.22	0.52	3/4	0.59	0.31	1.18	0.27	55	51
1925A-10	0.61	1.48	1.22	0.52	3/4	0.59	0.28	1.18	0.27	55	51

Note 1: Limit hands, bezel clamps and lifting levers cannot be installed.
 Note 2: The shoulder on a contact point (standard accessory) acts as a stop to prevent spindle overrun that may otherwise damage the indicator. For this reason, if you need to install an optional contact point with an outside diameter smaller than 7 mm, use a washer (with outside diameter of at least 7 mm, inside diameter of 3 mm, and thickness of approx. 0.5 mm) placed between the contact point and the spindle.
 Note 3: Being fixed by only two retaining screws, the back cannot be rotated by 90° to change the orientation of the lug.

SPECIFICATIONS

Order No.		Graduation (mm)	Range (range/rev) (mm)	Maximum permissible error (MPE) (µm)						Dial reading	Measuring force (N)
w/lug	Flat-back			Indication error				Hysteresis	Repeat-ability		
				1/10 Rev	1/2 Rev	1 Rev	Measuring range				
1911A-10	1911AB-10	0.01	2.5 (1)	8	9	10	12	4	3	0-50-0	1.8 or less
1913A-10	1913AB-10	0.002	0.5 (0.2)	2.5	4	5	6	2.5	1	0-100-0	1.8 or less
1003A	1003AB	0.01	4 (1)	8	10	11	13	4	3	0-50-0	1.4 or less

ISO/JIS type

Order No.		Graduation (in)	Range (range/rev) (in)	Accuracy (in)			Repeat-ability (in)	Dial reading	Measuring force (N)
w/lug	Flat-back			First 1 Rev/2.5 Rev/10 Rev		Retrace			
				First 1 Rev	2.5 Rev				
1921A-10	1921AB-10	0.001	0.1 (0.04)	±0.001/±0.001/—	0.0002	±0.0002	0-20-0	1.8 or less	
1923A-10	1923AB-10	0.0005	0.05 (0.02)	±0.0005/±0.005/—	0.00016	±0.0001	0-10-0	1.8 or less	
1925A-10	1925AB-10	0.0001	0.025 (0.01)	±0.0002/±0.0002/—	0.0001	±0.00003	0-5-0	1.8 or less	

ANSI/AGD type

Note: Completed products inspection is performed in the vertical orientation (contact point downward) and the stated accuracy is guaranteed.